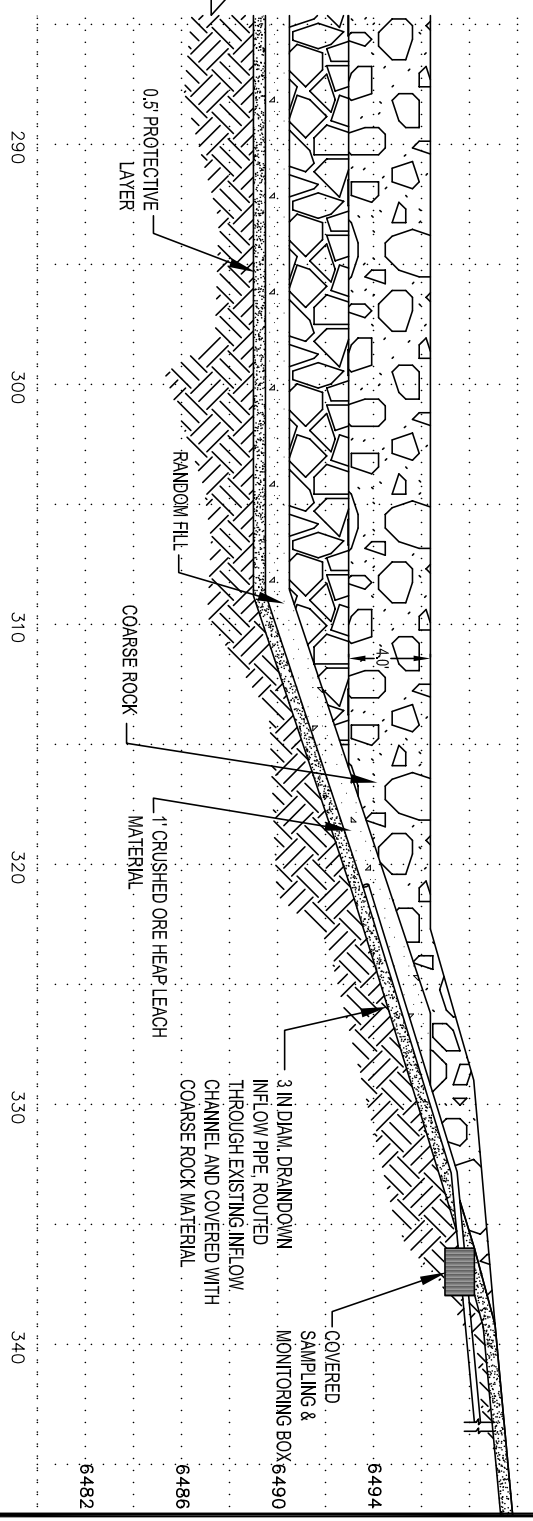
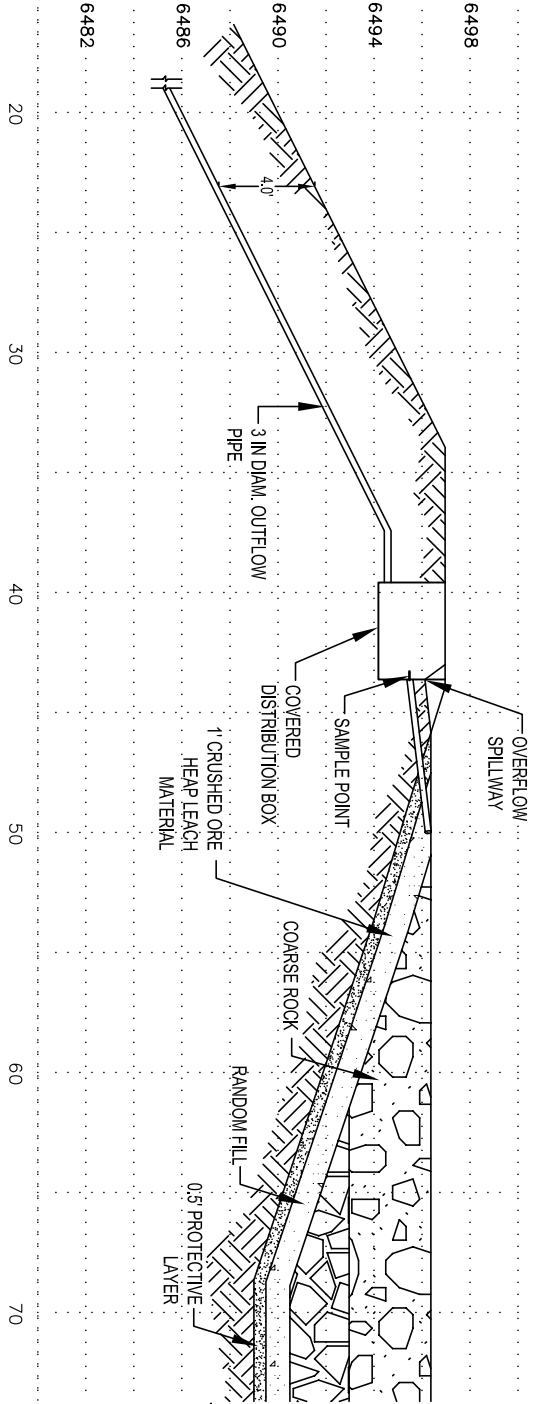
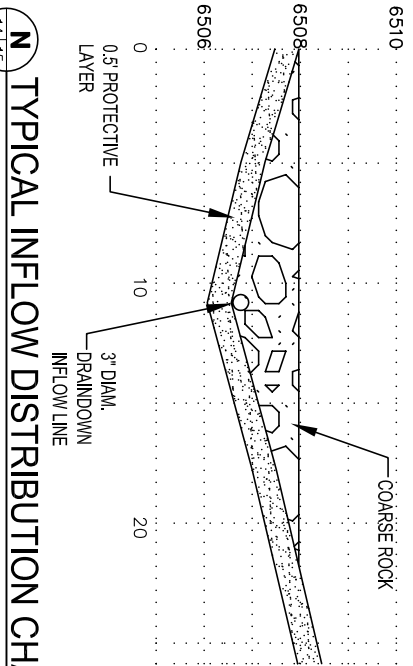


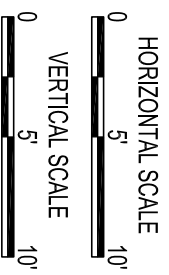
L CROSS-SECTION L - BARREN POND



M CROSS-SECTION M - CRUSHED ORE POND



N TYPICAL INFLOW DISTRIBUTION CHANNEL



LEGEND

	GROUND SURFACE
	COARSE ROCK
	RANDOM FILL
	PROTECTIVE LAYER
	CRUSHED ORE HEAP LEACH MATERIAL

A 6 | 6
DRAWING No. WHERE
DETAIL/SECTION
IS REFERENCED

A 6 | 6
DRAWING No. WHERE
DETAIL/SECTION
IS SHOWN

REV. NO.	REVISIONS	DATE	DESIGN BY	DRAWN BY	REVIEWED AND SIGNED BY
2	Phase 2 Design	8/04	J.Thompson	K.Cornish	J.Flemington
1	Phase 1 Design	6/04	J.Thompson	D.Galery	J.Flemington
0	Issued for 30% Design Review	5/04	J.Thompson	D.Galery	J.Flemington

**US ARMY CORPS
OF ENGINEERS**

PHASE 2 DESIGN

**DRAWING TITLE:
GOLDEN BUTTE CRUSHED ORE AND BARREN
POND EVAPORATION BASIN SECTIONS**